

ma... ▾

3 Branches









2 Tags

Go to file

Go to file

<> Code ▾

...

	carrot69 Create FUNDING.yml	9cb38a2 · last year	63 Commits
	.github	Create FUNDING.yml	last year
	demo	add demo gif to github	5 years ago
	snap/gui	snappy update	5 years ago
	src	added mouse wheel scroll action	2 years ago
	LICENSE	Update LICENSE	5 years ago
	README.md	Update README.md	last year
	snappy.yml	added mouse wheel scroll action	2 years ago

README

CC0-1.0 license

Keep Presence

This program **moves the mouse** or presses a key when it detects that you are **away** from your computer.

It does nothing if you are using your computer, making it useful for **tricking your machine into thinking you are still using it**.

Demo

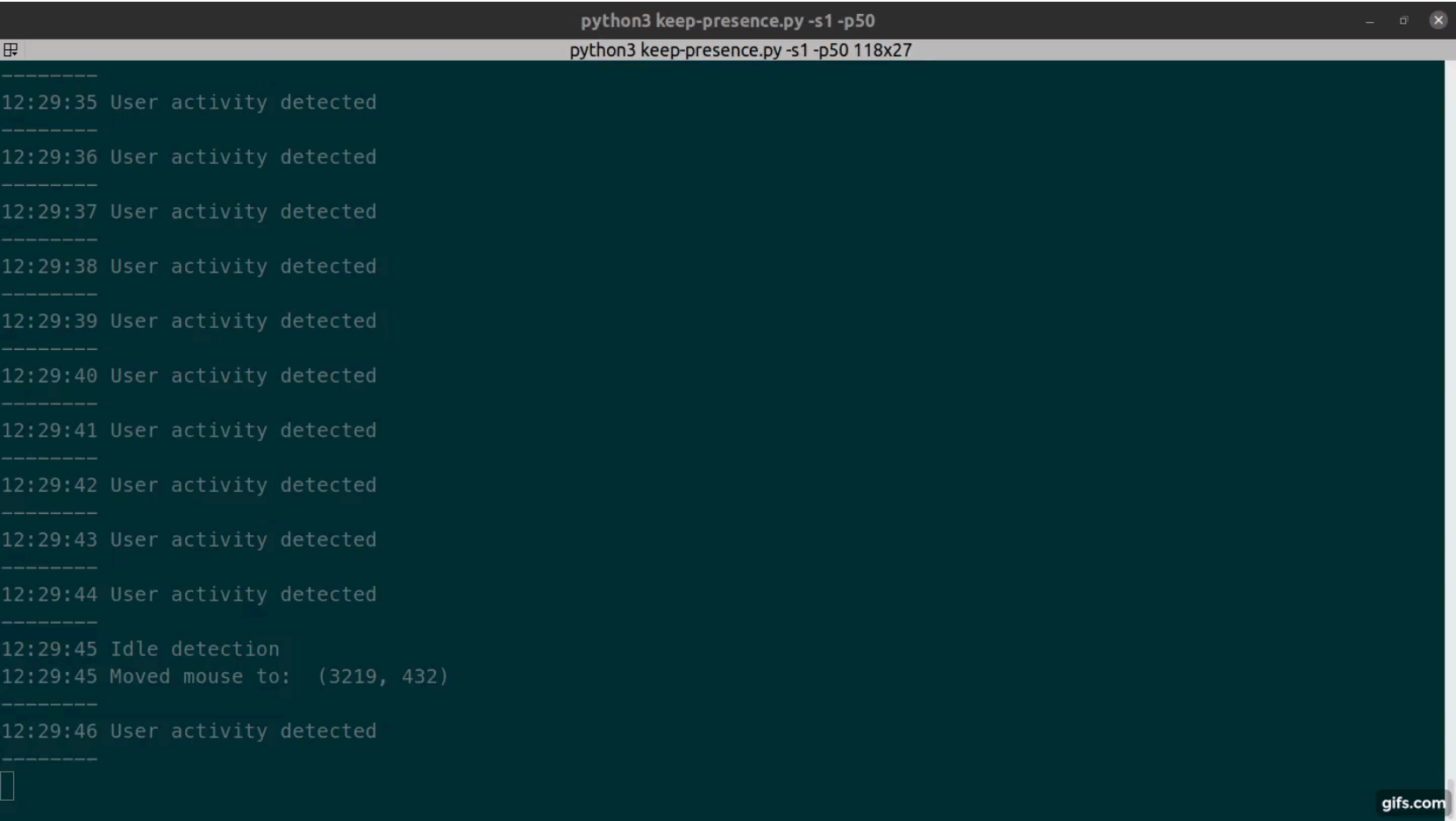


Table of Contents

- [Install from Pypi](#)
- [Install with Snap](#)
- [Manual installation](#)
- [Optional arguments](#)
- [FAQ](#)
 - [Does it work on Wayland?](#)
 - [How can I stop the program after a certain amount of time?](#)
 - [Launch Keep-Presence on Startup](#)
- [Supporting the project](#)

Install from Pypi

```
python3 -m pip install keep_presence
```

<https://pypi.org/project/keep-presence/>

Run

About

Keeps your computer awake by moving the mouse or pressing a key when you step away.

[#python](#) [#linux](#) [#mouse](#) [#python3](#) [#idle](#)
[#mousemove](#) [#mouse-events](#)
[#presence-detection](#) [#mouse-movement](#)
[#mouse-jiggler](#)

-  Readme
-  CC0-1.0 license
-  Activity
-  306 stars
-  8 watching
-  40 forks
- Report repository

Releases 2

 **v1.0.7** Latest

on Aug 28, 2023

[+ 1 release](#)

Sponsor this project

 ko-fi.com/keep_presence

Packages

No packages published

Contributors 2

-  carrot69
-  nebojsa-skendzic Nebojsa Skendzic

Languages

- Python 100.0%

```
keep-presence

# or

python3 -m keep_presence
```

Install with Snap

```
sudo snap install keep-presence
```



Run

```
keep-presence
```

Manual installation

```
git clone https://github.com/carrot69/keep-presence.git

cd keep-presence

python3 -m pip install pynput

python3 src/keep-presence.py
```

Optional arguments

-h, --help	show this help message and exit
-s SECONDS, --seconds SECONDS	Define in seconds how long to wait after a user is considered idle. Default 300.
-p PIXELS, --pixels PIXELS	Set how many pixels the mouse should move. Default 1.
-c, --circular	Move mouse in a circle. Default move diagonally.
-m MODE, --mode MODE keyboard) and scroll.	Available options: keyboard, mouse, both (mouse & mouse & keyboard). Default is mouse. This is the action that will be executed when the user is idle. If keyboard is selected, the program will press the shift key. If mouse is selected, the program will move the mouse. If both is selected, the program will do both actions.
-r RANDOM RANDOM, --random RANDOM a	Usage: two numbers (ex. -r 3 10). Execute actions based on a random interval between start and stop seconds. Note: Overwrites the seconds argument.

FAQ:

Does it work on Wayland?

No, currently the program doesn't support Wayland due to limitations in the underlying library (pynput). We're actively looking for solutions and will update this FAQ if/when Wayland support is available. You can track progress on the GitHub issue: [GitHub issue](#)

How can I stop the program after a certain amount of time?

Linux offers the timeout command, which allows you to set a maximum runtime for any command.

Example:

```
timeout 30s keep-presence
```

Launch Keep-Presence on Startup:

- GNOME: Open "Startup Applications Preferences" (search for it in Activities).
- KDE Plasma: Search for "Startup Applications" in the Kickoff menu.
- Click "Add" to create a new entry.

4. In the "Command" field, enter the command to run keep-presence with your desired options. Here's just an example:
5. `keep-presence --circular --seconds 180 --pixels 1`
6. Change the command to fit your needs.

Using Systemd:

Alternatively, you can use Systemd to manage Keep-Presence as a startup service. Refer to the official Systemd documentation for detailed instructions on how to set this up.

Supporting the project:

If you've found Keep Presence to be helpful, you can buy me a coffee, thanks!



Support me on Ko-fi